

Balancing Equations Challenge

Part A: Parts & Pieces

- (1) Circle each subscript in each chemical formula.
- (2) Draw a square around each coefficient.
- (3) Answer the questions related to each chemical formula.



What element does the O represent?



How many atoms of each element are in the formula shown?

C = _____ O = _____



How many atoms of Hydrogen are in this formula as shown?



How many atoms each element are in the formula shown?

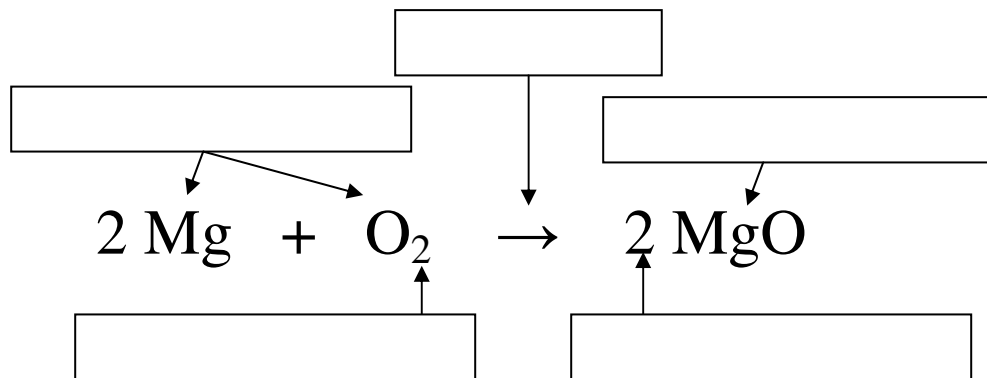
C = _____ H = _____



How many atoms each element are in the formula shown?

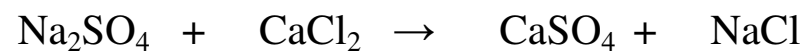
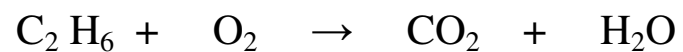


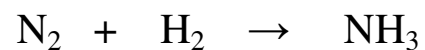
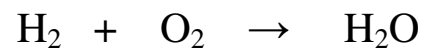
Na = _____ S = _____ O = _____

Part B: Label the chemical equation using PRODUCT, REACTANT, SUBSCRIPT, COEFFICIENT, and YIELDS.



Part C: Balance each of the following equations.

Remember → List the atoms, count, and solve!



Answer Key

Balancing Equations Challenge

Part A: Parts & Pieces

- (1) Circle each subscript in each chemical formula.
- (2) Draw a square around each coefficient.
- (3) Answer the questions related to each chemical formula.



What element does the O represent?
OXYGEN



How many atoms of each element
are in the formula shown?
C = 1 O = 2



How many atoms of Hydrogen are
in this formula as shown? 10

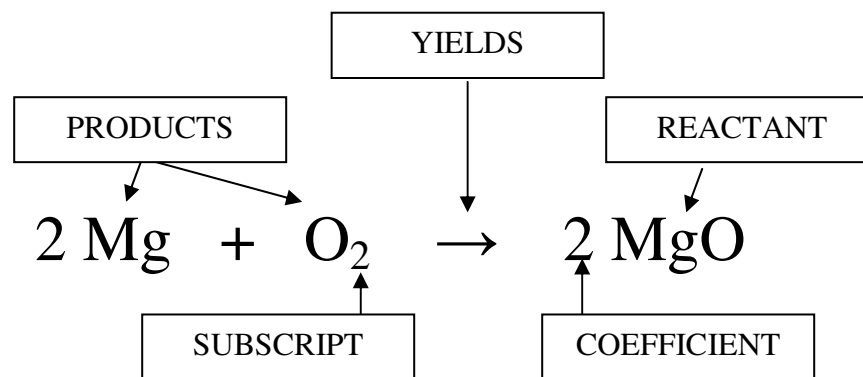


How many atoms each element
are in the formula shown?
C = 4 H = 12



How many atoms each element
are in the formula shown?
Na = 4 S = 2 O = 8

Part B: Label the chemical equation using PRODUCTS, REACTANT, SUBSCRIPT, COEFFICIENT, and YIELDS.



Part C: Balance each of the following equations.

Remember → List the atoms, count, and solve!

